



# Magic Power Joint

Straight or branch joint with Magic Power Gel for extruded insulation cables up to 1 kV.

Joints for extruded cables F(R)G7OR 0.6/1 kV. Easy installation, composed of two anti-fracture plastic shells, to be filled with non-toxic quick cross linking bicomponent insulation such as Magic Power Gel. Suitable for installation in traps, channels or directly underground or under water. Non-toxic, safe, light and re-enterable. Thanks to the softness of the insulation, they are able to absorb external shock without cracking or fracturing. The extreme stickiness of the insulation together with its softness allow it to transmit water pressure for installation even at high depths.

#### Electrical performance:

CEI EN 50393 with connectors complying with EN 61238-1 (with testing under water head and water between the cable cores) Class 2 in accordance with CEI 64-8.

Gel: UL 94-HB

Degree of protection: IP68

Operating temperature 90°

Installation temperature: -15°C / +55°C

#### RE-ENTERABLE



#### REMOVABLE



#### INSPECTIONABLE



#### REUSABLE



- Re-enterable and inspectable joint
- Insulated with **Magic Power Gel**, the innovative self-amalgamating gel
- For installations even in harsh conditions and high depths!
- Extremely adherent and tight sealing
- Non-toxic and safe
- No shelf life

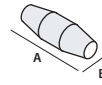
Magic Power Joint L





## Magic Power Joint L

Straight joint for 0.6/1 kV extruded cables.



Product	Cable formation and conductor cross sections (n° x mm <sup>2</sup> )				Dimensions A x B (mm)
	1x	2x	3x	4x	
Magic P Joint L10	2,5 - 50	1,5 - 10	1,5 - 10	1,5 - 10 *	180 x 50
Magic P Joint L25	16 - 150	4 - 25	4 - 25	2,5 - 25	215 x 55
Magic P Joint L35	16 - 185	16 - 35	16 - 35	16 - 35	232 x 70
Magic P Joint L50	50 - 300	16 - 50	16 - 50	16 - 50	266 x 72
Magic P Joint L95	120 - 400	25 - 95	25 - 95	25 - 95	330 x 75
Magic P Joint L120	240 - 500	70 - 120	70 - 120	50 - 120	365 x 95
Magic P Joint L240	400 - 1000	120 - 300	120 - 240	120 - 240	510 x 120
Magic P Joint L300	630 - 2000	240 - 400	240 - 300	240 - 300	760 x 180

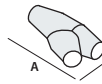
Product	Cable formation and conductor cross sections (n° x mm <sup>2</sup> )				Dimensions A x B (mm)
	1x	2x	3x	4x	
Magic P Joint L50	16 - 150	16 - 25	16 - 25	16 - 25	266 x 72
Magic P Joint L120	185 - 400	25 - 95	25 - 95	25 - 95	365 x 95
Magic P Joint L240	400 - 630	95 - 185	95 - 185	95 - 185	510 x 120
Magic P Joint L300	630 - 2000	185 - 300	185 - 300	185 - 300	760 x 180

\* Magic Power Joint 10 suggested for cable diameters smaller than 16 mm.



## Magic Power Joint Y

Branch joint for 0.6/1 kV extruded cables.



Product	Cable formation and conductor cross sections (n° x mm <sup>2</sup> )								Dimensions A x B (mm)
	1x		2x		3x		4x		
	T	B	T	B	T	B	T	B	
Magic P Joint Y6	4 - 50	4 - 50	4 - 10	4 - 10	2,5 - 6	2,5 - 6	2,5 - 6	2,5 - 6	180 x 90
Magic P Joint Y25	50 - 150	50 - 150	10 - 25	10 - 25	6 - 25	6 - 16	6 - 25	6 - 10	220 x 105
Magic P Joint Y95	120 - 400	95 - 240	25 - 95	16 - 50	25 - 95	16 - 50	25 - 95	10 - 50	315 x 115
Magic P Joint Y240*	240 - 630	240 - 630	95 - 240	50 - 240	95 - 240	50 - 240	95 - 240	50 - 240	600 x 285

T : Through - B : Branch  
\* also for aluminium cables.

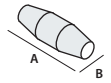
Magic Power Joint Y





## Magic Power Joint L-S

Straight joint for 0.6/1 kV screened extruded cables.



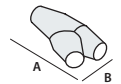
Product	Cable formation and conductor cross sections (n° x mm <sup>2</sup> )				Dimensions A x B (mm)
	1x	2x	3x	4x	
Magic P Joint L10-S	2,5 - 50	1,5 - 10	1,5 - 6	1,5 - 6	180 x 50
Magic P Joint L25-S	16 - 120	4 - 25	4 - 16	2,5 - 16	215 x 55
Magic P Joint L35-S	16 - 185	16 - 35	16 - 25	16 - 25	232 x 70
Magic P Joint L50-S	50 - 240	16 - 50	16 - 50	16 - 50	266 x 72
Magic P Joint L120-S	240 - 500	70 - 120	70 - 120	50 - 95	365 x 95
Magic P Joint L240-S	400 - 1000	120 - 300	120 - 185	120 - 185	510 x 120
Magic P Joint L300-S	630 - 2000	240 - 400	240 - 300	240 - 300	760 x 180

Product	Cable formation and conductor cross sections (n° x mm <sup>2</sup> )				Dimensions A x B (mm)
	1x	2x	3x	4x	
Magic P Joint L50-S	16 - 150	16 - 25	16 - 25	16 - 25	266 x 72
Magic P Joint L120-S	185 - 400	25 - 95	25 - 95	25 - 95	365 x 95
Magic P Joint L240-S	400 - 630	95 - 185	95 - 185	95 - 185	510 x 120
Magic P Joint L300-S	630 - 2000	185 - 300	185 - 300	185 - 300	760 x 180



## Magic Power Joint Y-S

Branch joint for 0.6/1 kV screened extruded cables.



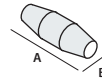
Product	Cable formation and conductor cross sections (n° x mm <sup>2</sup> )								Dimensions A x B (mm)
	1x		2x		3x		4x		
	T	B	T	B	T	B	T	B	
Magic P Joint Y6-S	4 - 35	4 - 35	4 - 10	4 - 10	2,5 - 6	2,5 - 6	2,5 - 6	2,5 - 6	180 x 90
Magic P Joint Y25-S	35 - 120	35 - 120	10 - 25	10 - 25	6 - 16	6 - 16	6 - 16	6 - 10	220 x 105
Magic P Joint Y95-S	95 - 300	70 - 150	25 - 95	16 - 50	16 - 70	16 - 35	16 - 50	10 - 35	315 x 115
Magic P Joint Y240-S*	240 - 630	150 - 630	95 - 240	50 - 240	70 - 240	35 - 240	50 - 240	35 - 240	600 x 285

T: Through - B: Branch  
\* also for aluminium cables.



## Magic Power Joint L-ARM

Straight joint for 0,6/1 kV extruded cables with tape, wire or plate armouring.



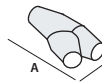
Product	Cable formation and conductor cross sections (n° x mm <sup>2</sup> )			Dimensions A x B (mm)
	2x	3x	4x	
Magic P Joint L10-ARM	1,5 - 10	1,5 - 6	1,5 - 6	180 x 50
Magic P Joint L25-ARM	4 - 25	4 - 16	2,5 - 16	215 x 55
Magic P Joint L35-ARM	16 - 35	16 - 25	16 - 25	232 x 70
Magic P Joint L50-ARM	16 - 50	16 - 50	16 - 50	266 x 72
Magic P Joint L120-ARM	70 - 120	70 - 120	50 - 95	365 x 95
Magic P Joint L240-ARM	120 - 300	120 - 185	120 - 185	510 x 120
Magic P Joint L300-ARM	240 - 400	240 - 300	240 - 300	760 x 180

Product	Cable formation and conductor cross sections (n° x mm <sup>2</sup> )			Dimensions A x B (mm)
	2x	3x	4x	
Magic P Joint L50-ARM	16 - 25	16 - 25	16 - 25	266 x 72
Magic P Joint L120-ARM	25 - 95	25 - 95	25 - 95	365 x 95
Magic P Joint L240-ARM	95 - 185	95 - 185	95 - 185	510 x 120
Magic P Joint L300-ARM	185 - 300	185 - 300	185 - 300	760 x 180



## Magic Power Joint Y-ARM

Branch joint for 0,6/1 kV extruded cables with tape, wire or plate armouring.



Product	Cable formation and conductor cross sections (n° x mm <sup>2</sup> )						Dimensions A x B (mm)
	2x		3x		4x		
	T	B	T	B	T	B	
Magic P Joint Y6-ARM-F	4 - 10	4 - 10	2,5 - 6	2,5 - 6	2,5 - 6	2,5 - 6	180 x 90
Magic P Joint Y25-ARM-F	10 - 25	10 - 25	6 - 16	6 - 16	6 - 16	6 - 10	220 x 105
Magic P Joint Y95-ARM-F	25 - 70	16 - 50	25 - 70	16 - 35	25 - 50	10 - 35	315 x 115
Magic P Joint Y240-ARM-F*	70 - 240	50 - 240	70 - 240	35 - 240	50 - 240	35 - 240	600 x 285

Product	Cable formation and conductor cross sections (n° x mm <sup>2</sup> )						Dimensions A x B (mm)
	2x		3x		4x		
	T	B	T	B	T	B	
Magic P Joint Y6-ARM	4 - 10	4 - 10	2,5 - 6	2,5 - 6	2,5 - 6	2,5 - 6	180 x 90
Magic P Joint Y25-ARM	10 - 25	10 - 25	6 - 16	6 - 16	6 - 16	6 - 10	220 x 105
Magic P Joint Y95-ARM	25 - 70	16 - 50	25 - 70	16 - 35	25 - 50	10 - 35	315 x 115
Magic P Joint Y240-ARM*	70 - 240	50 - 240	70 - 240	35 - 240	50 - 240	35 - 240	600 x 285

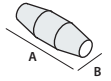
T : Through - B : Branch  
\* also for aluminium cables.





## Magic Power Joint-SL

Straight joint for signaling and control multi core extruded 0,6/1 kV cables.

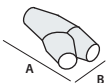


Product	Conductor cross sections (mm <sup>2</sup> )	Cable formation (n° conductors)											Dimensions A x B (mm)			
		5x	7x	10x	12x	16x	19x	24x	40x	75x	100x	250x		500x		
Magic P Joint SL11	1,5 2,5	•	•	•	•	•										180 x 50
Magic P Joint SL12	1,5 2,5			•	•	•	•	•								215 x 55
Magic P Joint SL13	1,5 2,5					•	•	•	•							266 x 72
Magic P Joint SL14	1,5 2,5								•	•	•					330 x 75
Magic P Joint SL15	1,5 2,5									•	•	•				365 x 95
Magic P Joint SL16	1,5 2,5										•	•	•			510 x 120
Magic P Joint SL17	1,5 2,5											•	•	•		760 x 180



## Magic Power Joint-SY

Branch joint for signaling and control multi core extruded 0,6/1 kV cables.

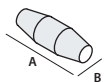


Product	Conductor cross sections (mm <sup>2</sup> )	Cable formation (n° conductors)											Dimensions A x B (mm)			
		5x	7x	10x	12x	16x	19x	24x	40x	75x	100x	250x		500x		
Magic P Joint SY1	1,5 2,5	•	•	•	•	•	•									180 x 90
Magic P Joint SY2	1,5 2,5					•	•	•								220 x 105
Magic P Joint SY3	1,5 2,5							•	•	•	•					315 x 115
Magic P Joint SY4	1,5 2,5									•	•	•	•	•		600 x 285



## Magic Power Joint-T e TS

Straight joint for telephone cables.

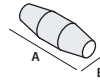


UNscreened Product	SCREENED Product	N° pairs per conductor cross sections (n° x mm <sup>2</sup> )	Dimensions A x B (mm)
Magic P Joint T16	Magic P Joint TS16	1 - 16 x 0,5 - 0,6	180 x 50
Magic P Joint T25	Magic P Joint TS25	16 - 25 x 0,5 - 0,6	215 x 55
Magic P Joint T35	Magic P Joint TS35	25 - 35 x 0,5 - 0,6	266 x 72
Magic P Joint T40	Magic P Joint TS40	35 - 40 x 0,5 - 0,6	330 x 75
Magic P Joint T64	Magic P Joint TS64	40 - 64 x 0,5 - 0,6	365 x 95
Magic P Joint T500	Magic P Joint TS500	60 - 500 x 0,5 - 0,6	510 x 120
Magic P Joint T1000	Magic P Joint TS1000	450 - 1000 x 0,5 - 0,6	760 x 180



## Magic Power Joint System Plus L

Straight joint + Five-core spacer.

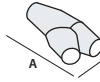


Product	Cable formation and conductor cross sections (n° x mm <sup>2</sup> )				Dimensions A x B (mm)
	2x	3x	4x	5x	
Magic P Joint SP L6	1,5 - 6	1,5 - 6	1,5 - 6	1,5 - 6	180 x 50
Magic P Joint SP L16	4 - 16	4 - 16	4 - 16	4 - 16	215 x 55
Magic P Joint SP L25	4 - 25	4 - 25	4 - 25	4 - 25	215 x 65



## Magic Power Joint System Plus Y

Y Branch joint + Five-core spacer.



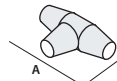
Product	Cable formation and conductor cross sections (n° x mm <sup>2</sup> )								Dimensions A x B (mm)
	2x		3x		4x		5x		
	T	B	T	B	T	B	T	B	
Magic P Joint SP Y6	1,5-6	1,5-4	1,5-6	1,5-4	1,5-6	1,5-4	1,5-6	1,5-4	180 x 90
Magic P Joint SP Y16	4-16	1,5-4	4-16	1,5-4	4-16	1,5-4	4-16	1,5-4	220 x 105

T: Through - B: Branch



## Magic Power Joint System Plus T

T Branch joint + Four-core spacer.



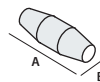
Product	Cable formation and conductor cross sections (n° x mm <sup>2</sup> )						Dimensions A x B (mm)
	2x		3x		4x		
	T	B	T	B	T	B	
Magic P Joint SP T35	6-35	1,5-10	6-35	1,5-10	6-35	1,5-10	305 x 155

T: Through - B: Branch



## Magic Power Joint System Fast RP

Straight joint + Shear bolt connectors.



Product	Cable formation from 2x a 4x (n° x mm <sup>2</sup> )	Dimensions A x B (mm)
Magic P Joint L 35- RP/16	1,5 - 16	232 x 70
Magic P Joint L 35- RP/35	10 - 35	232 x 70
Magic P Joint L 50- RP/50	25 - 50	266 x 72
Magic P Joint L 120- RP/120	35 - 120	365 x 95
Magic P Joint L 240- RP/150	35 - 150	510 x 120



Ray  
tech